

scenariooo



Continuous Documentation with UI-Tests

About us



Rolf Bruderer
Lead Software Architect
Zühlke Engineering AG

[@bruderol](#)
rolf.bruderer@zuehlke.com



Adrian Herzog
Senior Software Engineer
Zühlke Engineering AG

[@adi_herzog](#)
adrian.herzog@zuehlke.com

Some Famous Words

Working Software over comprehensive Documentation

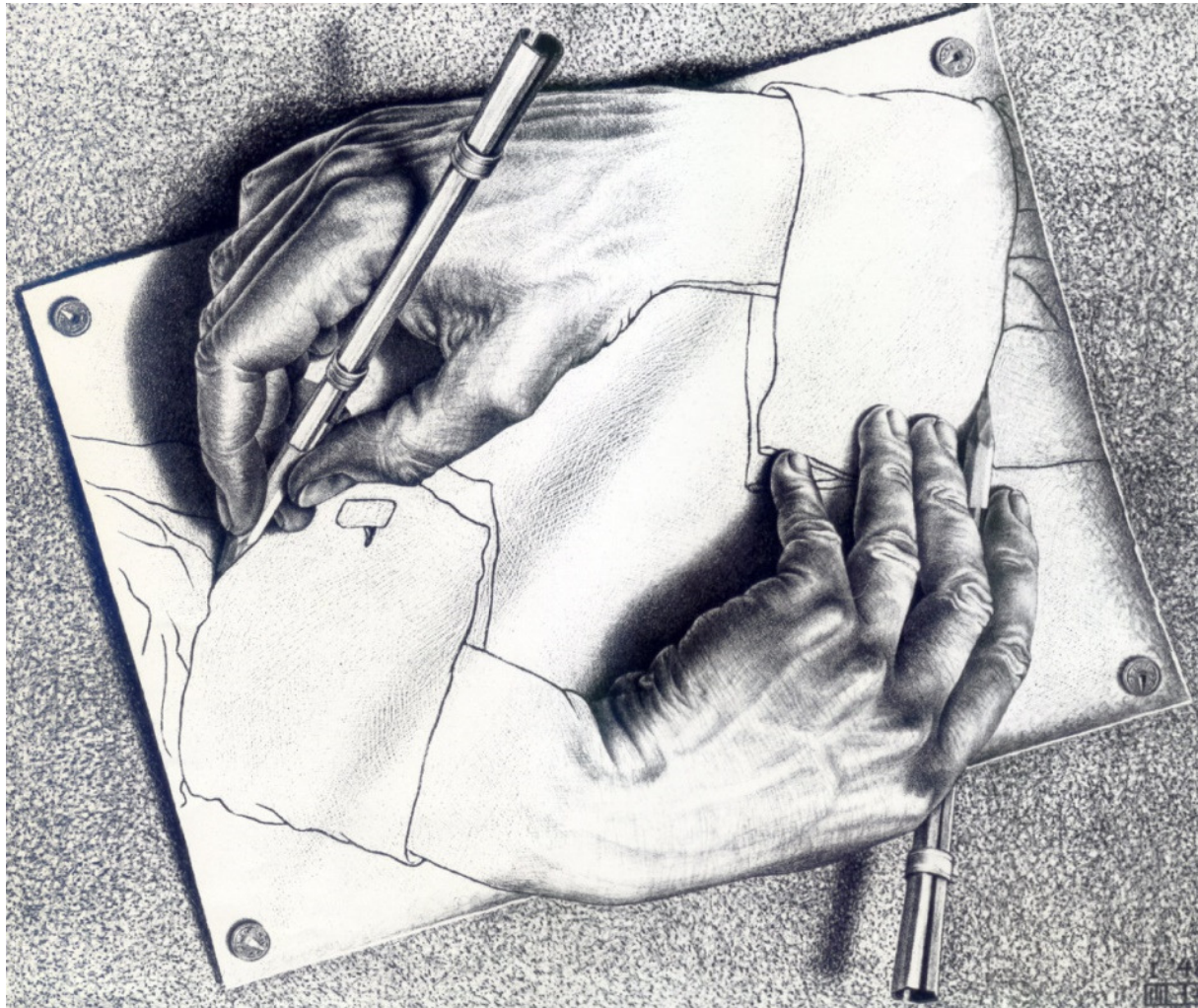
Documentation is in the Code

Code is the Documentation

Tests are Documentation


Yes ... but ...
you have to make it visible!

Our Vision or Dream



Software systems
that document themselves

The Problem



How does this application work?

What functionalities does it support?

How does a current usage scenario look?

One Application – A lot of Questions

How does this Use Case work?

How does a typical Scenario through this Use Case look like?

Mobile Neuabo bestellen (Schritt 3 von 11)

Rufnummer auswählen

Mobile Full-Full XL Abo (12 Mte)

iPhone 4S 32GB, black, nicht an Lager

What Steps are there?

Could you please send me some current Screenshots of ... ?

neue Rufnummer erstellen

bestehende Rufnummer:

0764976594

Prüfen

How do I have to interact to provoke a special scenario?

x Abbrechen

< Zurück

Weiter >

What other variants of this page do exist?

Which backends / webservice are called for this step?

Did you change this since the last release?

The Idea: Generate it from UI Tests

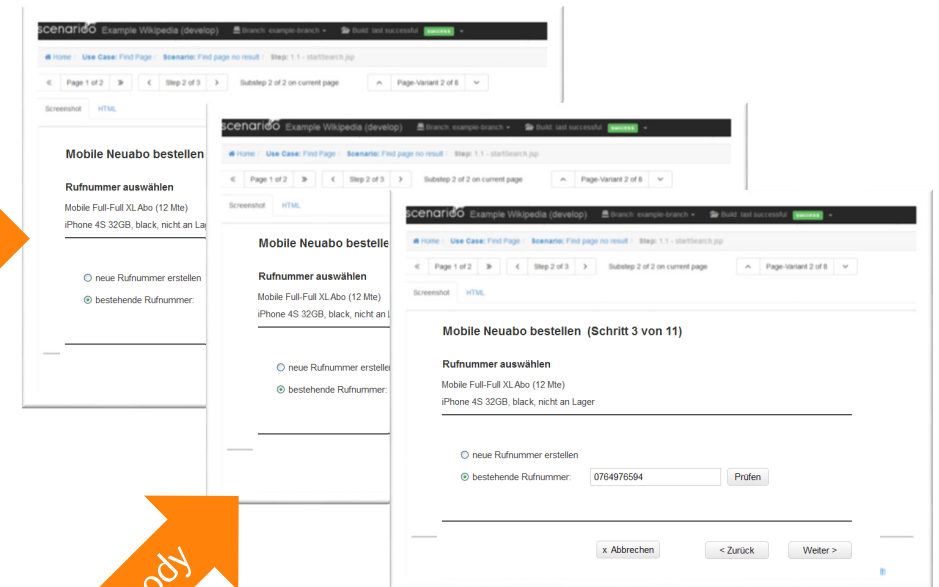
UI Tests (System-Tests)

```
@Documentation(value = "Mobile Neuvertrag ohne bestehendes Abo", keywords = "Mobile", @Test public void new_postpaid() { caseSetup.loginShopUserAndStartCase(Case.MobileActivation); final MobileActivationTestData selectedMobile = onlineShopTestPage.onLineShopTestPage.submit(); servicesPage.assertServiceOptionMandatory(SERVICE_ID_1); servicesPage.selectServiceOptionsByIds(ADDITIONAL_SERVICE_ID_2, ADDITIONAL_SERVICE_ID_3); servicesPage.submit(); servicesPage.assertErrorMessageShown(); servicesPage.deselectServiceOptionById(ADDITIONAL_SERVICE_ID_2); servicesPage.submitAndCheckMobileInfo(selectedMobile); // create a new phone number (check an unknown number first) numberPage.setKeepNumber(true); numberPage.setAndCheckPhoneNumber("0759876543"); assertTrue(numberPage.hasNumberUnknownError()); numberPage.setKeepNumber(false); assertFalse(numberPage.isPhoneNumberBlockVisible()); assertTrue(numberPage.isSimEntryPossible()); assertTrue(numberPage.isNextButtonVisible()); }
```

Automated / Continuous



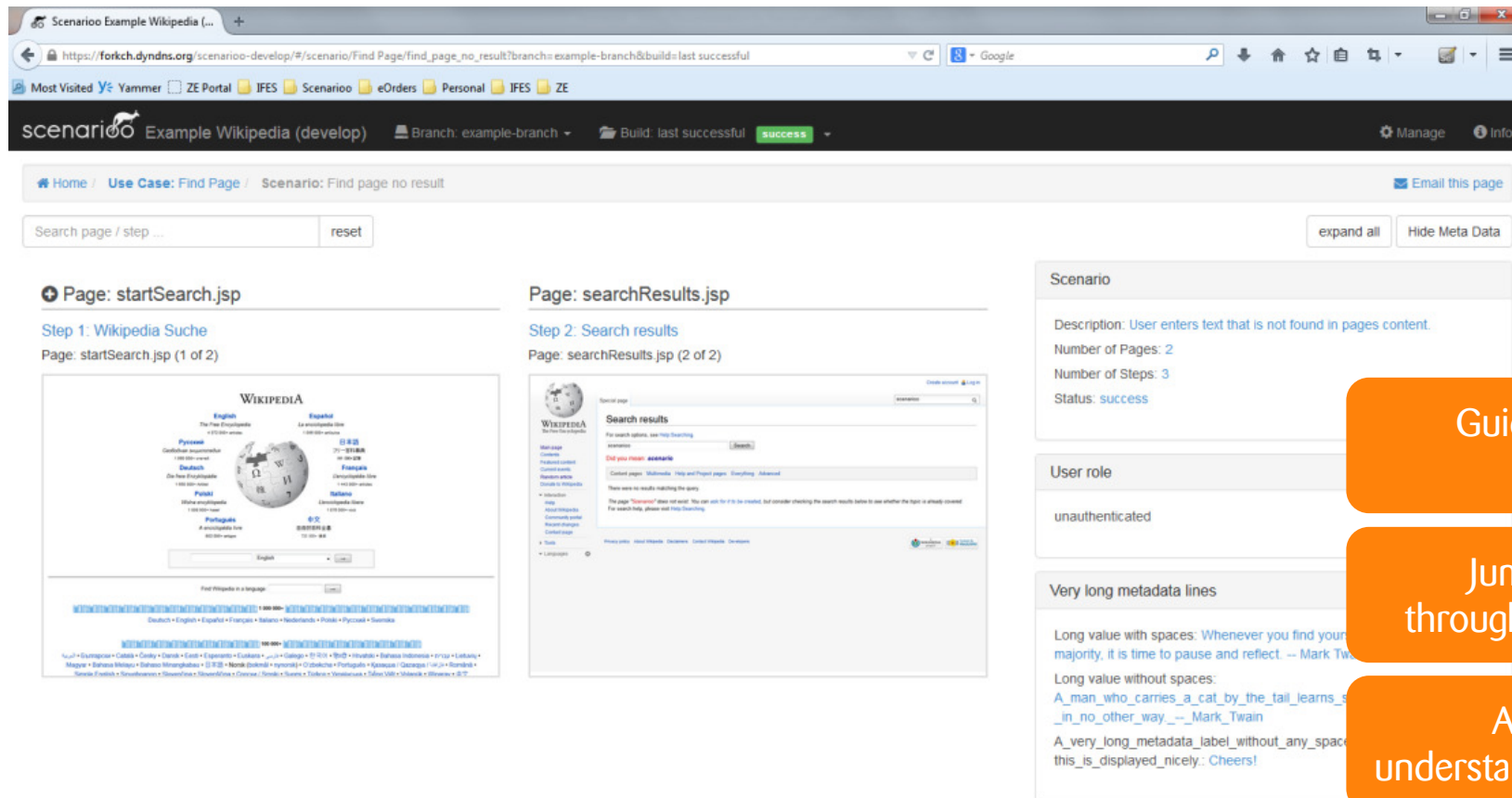
Documentation of Test Scenarios



Accessible for Everybody

Everybody can browse it

scenario  Viewer Web Application



Guidebook for your application

Jump step by step through the user scenarios

Accessible and understandable for everybody

Time for a Demo

Scenarioo Example Wikipedia (develop) Branch: example-branch Build: last successful success

Home / Use Case: Find Page / Scenario: Find page no result

Search page / step ... reset

Page: startSearch.jsp

Step 1: Wikipedia Suche

Page: startSearch.jsp (1 of 2)

Page: searchResults.jsp

Step 2: Search results

Page: searchResults.jsp (2 of 2)

Scenario

Description: User enters text that is not found in pages content.

Number of Pages: 2

Number of Steps: 3

Status: success

User role

unauthenticated

Very long metadata lines

Long value with spaces: Whenever you find yourself on the side of the majority, it is time to pause and reflect. -- Mark Twain

Long value without spaces: A_man_who_carries_a_cat_by_the_tail_learns_something_he_can_learn_in_no_other_way_--_Mark_Twain

A_very_long_metadata_label_without_any_spaces_just_to_test_whether_this_is_displayed_nicely.: Cheers!

see also <http://demo.scenarioo.org/>

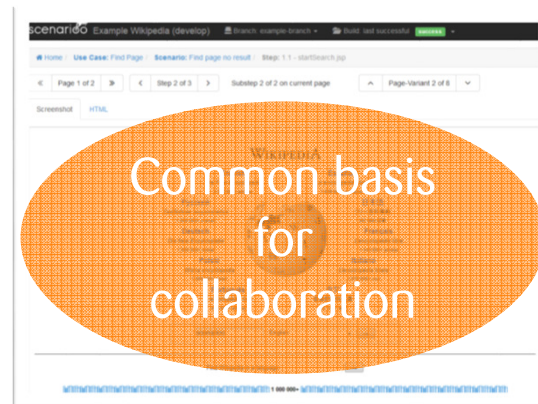
Effective Collaboration with all Stakeholders



Fach-Experten / Business



Requirement Engineers / Architects



Developers



Support- & Application-Management



Testers



UI Designer



Continuous Documentation scenarios

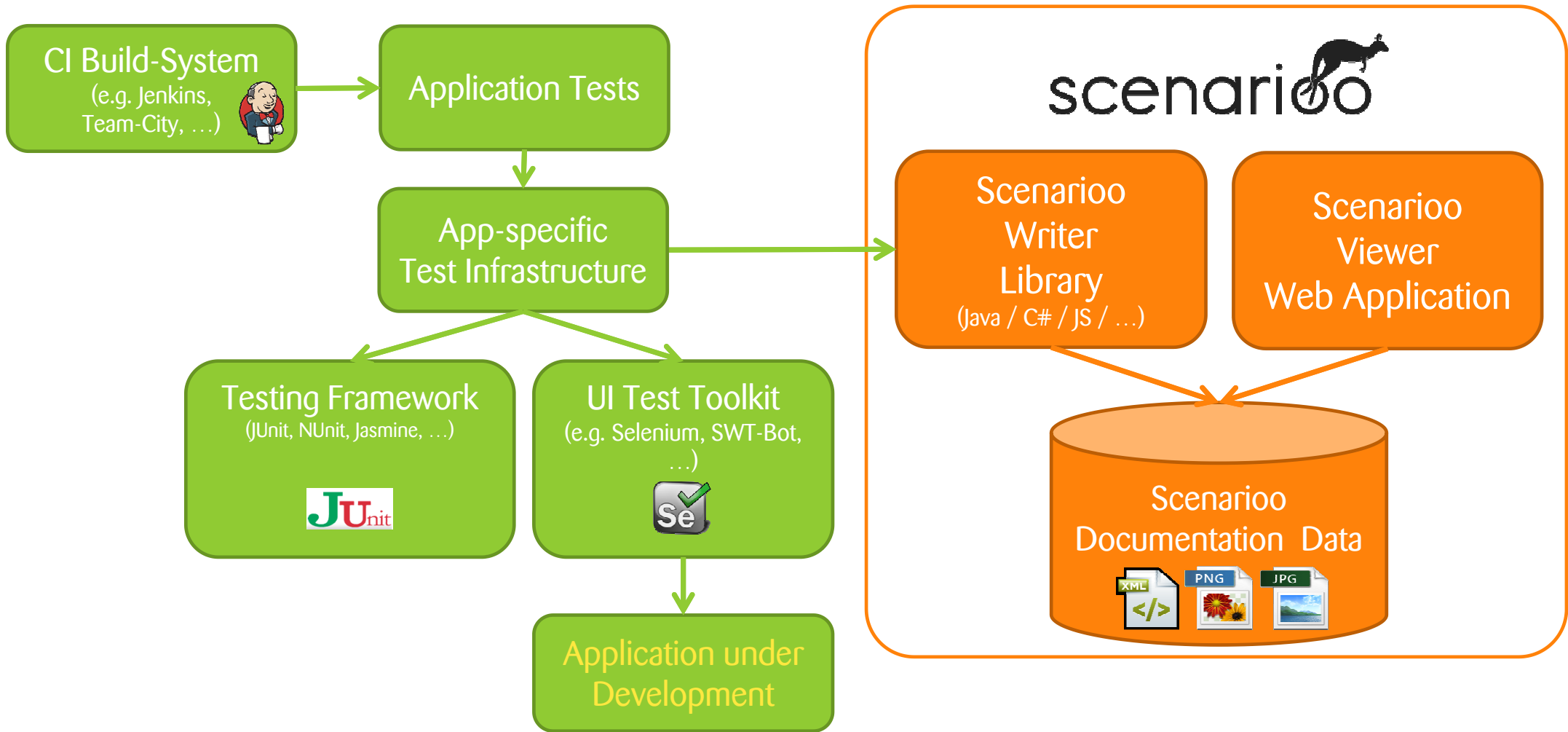
System / UI - Tests

Deployment

Unit Tests

Build

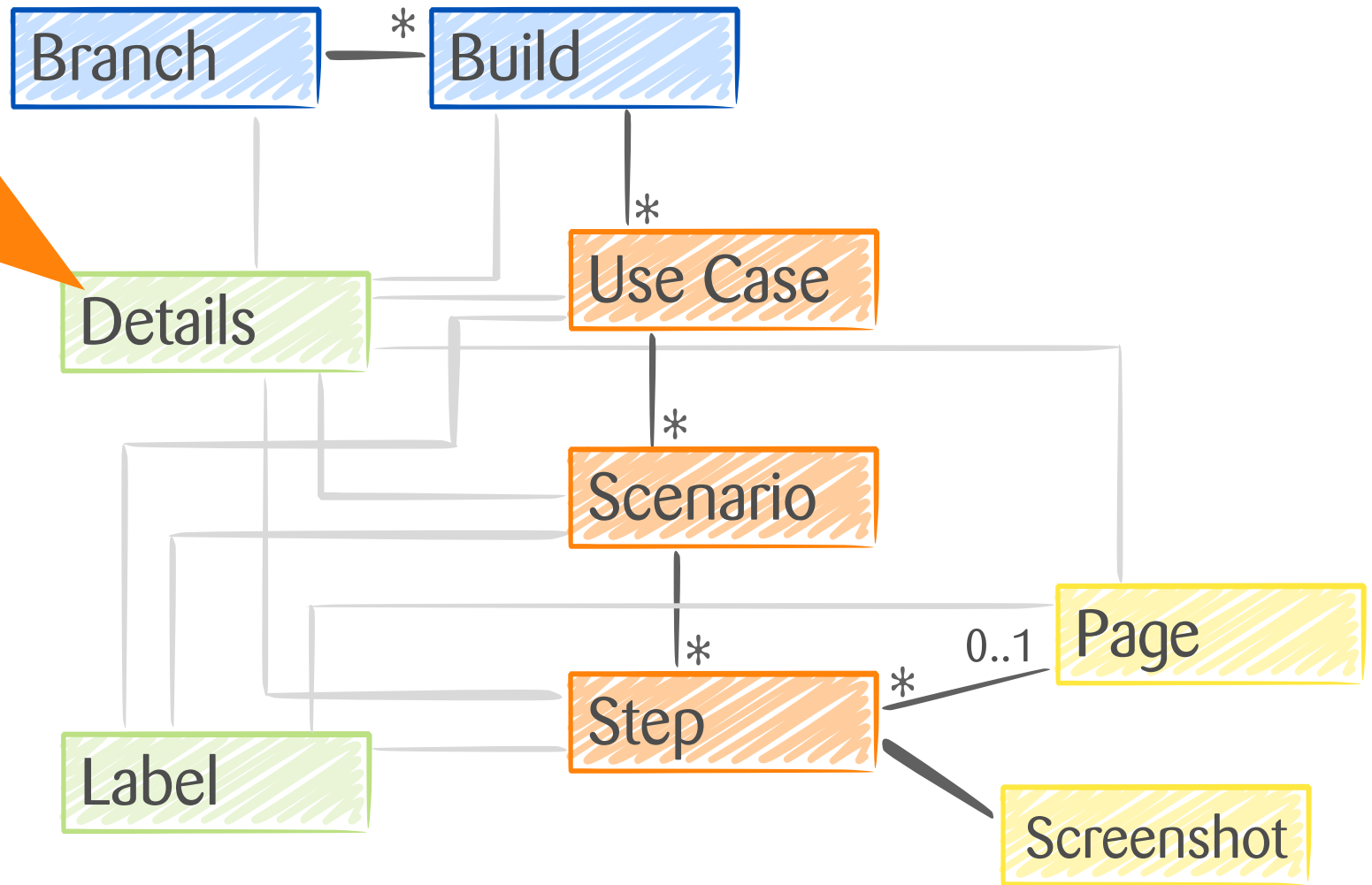
Scenarioo Architecture Overview



Scenarioo Documentation Format

Arbitrary
Application/Domain-specific information
can be stored as objects in
the documentation

can be browsed and searched
in the viewer



An illustration of a person with dark hair, wearing an orange long-sleeved shirt and blue pants, sitting on a black office chair at a grey desk. The person is viewed from behind, looking at a large central monitor. The monitor and several other smaller monitors floating around it display lines of code in various colors (black, green, red, blue) on a white background. The background is a solid teal color.

How to use the Scenarioo Java Writer Library

ScenarioDocuWriter (1/3)

How to create it

```
ScenarioDocuWriter writer
```

```
= new ScenarioDocuWriter(
```

```
    "path/to/documentation/folder",
```

```
    "develop",
```

```
    "build_2015-10-22_17:30"
```

```
);
```

Folder where we
put all our
Scenario
documentation

Branch that we
document

Build that we
document

ScenarioDocuWriter (2/3)

How to use it

`writer.saveBranchDescription(branch)`

1x

`writer.saveBuildDescription(build)`

Once for each
use case

`writer.saveUseCase(useCase)`

Once for each
scenario

`writer.saveScenario(useCaseName, scenario)`

`writer.saveScreenshotAsPng(useCaseName,
scenarioName, stepIndex, screenshot)`

Once per step

`writer.saveStep(useCaseName, scenarioName, step)`

ScenarioDocuWriter (3/3)

How to flush it

```
writer.flush();
```



Writing is done asynchronous

Code Demo

Hot Pizza Delivery Best pizza in town! +41 11 222 33 44

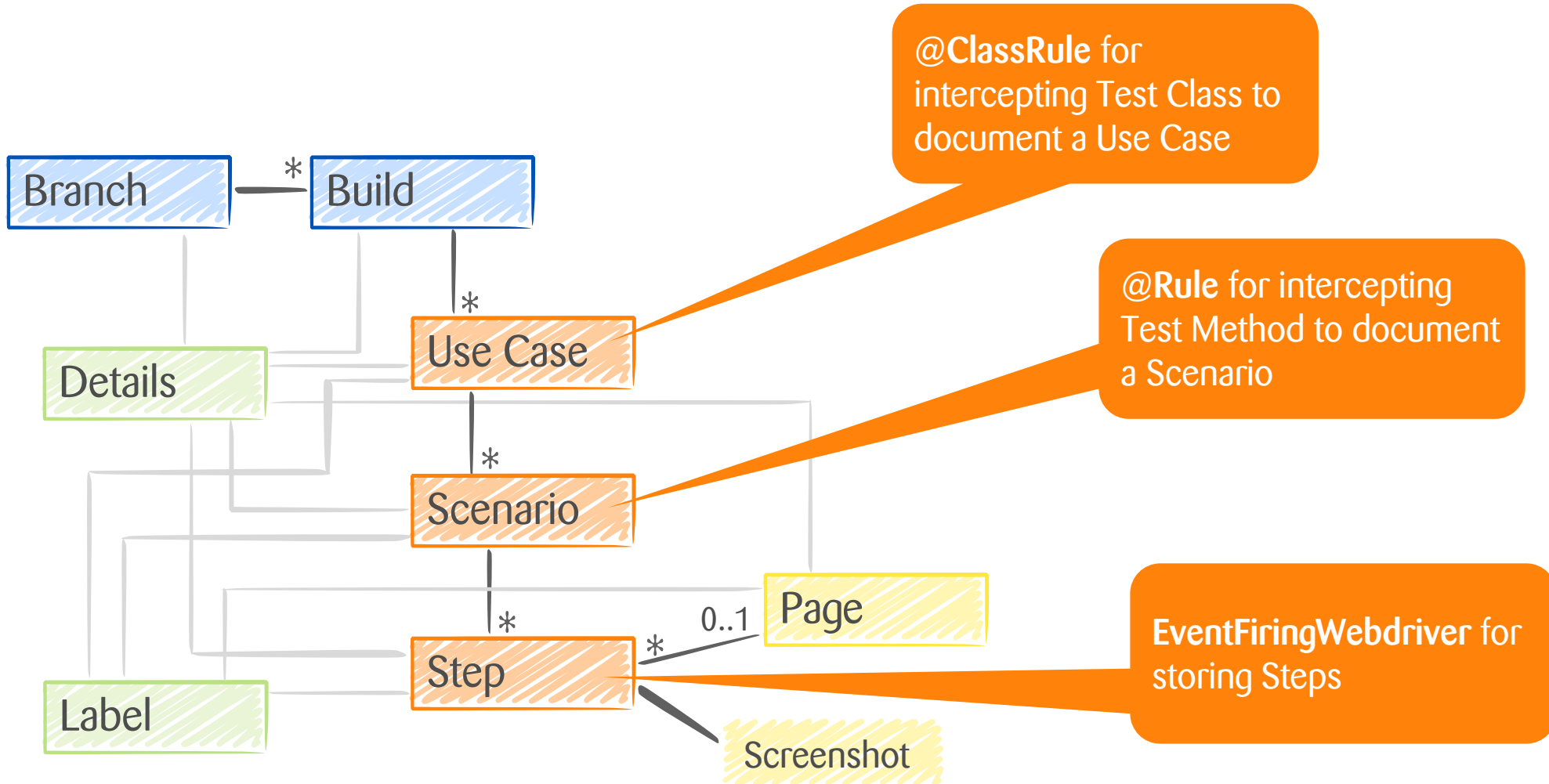
Select your pizza

- Pizza Margherita
- Pizza Verdura
- Pizza Piccante
- Pizza Al Capone
- Pizza Back To The Future (dehydrated)

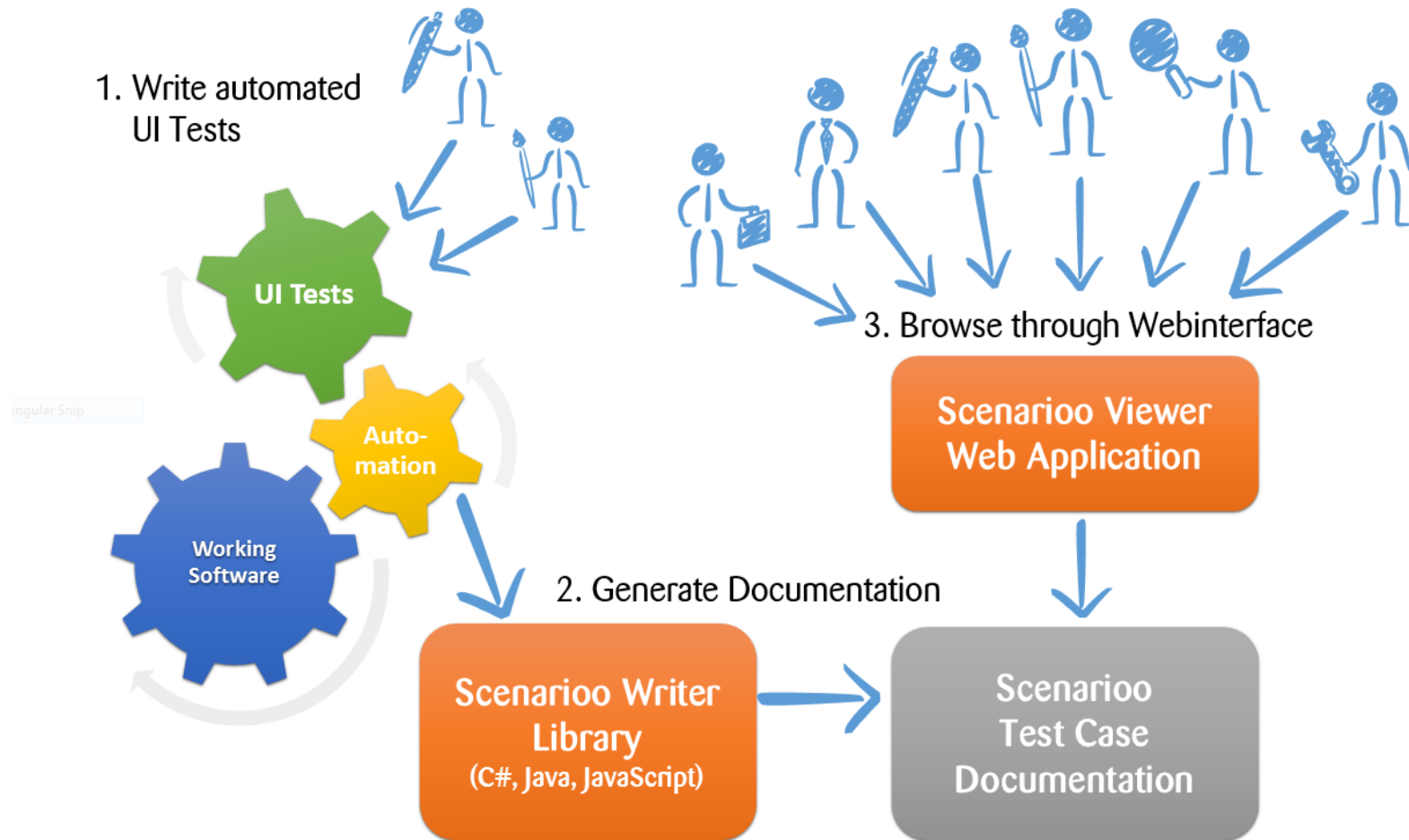
Looks fine

Full Pizza Shop Example Code available here:
<https://github.com/scenariio/pizza-delivery>

Scenario Writer Usage Overview



Scenarioo – Continuous Documentation



A photograph of a brown kangaroo standing on a white sandy beach. The kangaroo is facing left but looking back towards the camera. The background features a clear blue sky, a turquoise ocean, and rocky hills. The word "Questions?" is written in a large, white, sans-serif font in the upper right quadrant of the image.

Questions?



Download & Use it

<http://www.scenarioo.org>

Follow & Contact us on Twitter

[#scenarioo](#)

[@bruderol](#)

[@adi_herzog](#)

Collaborate & Contribute



<https://github.com/scenarioo>