



SELENIUM THE CURE FOR MERCURY POISONING

MICHAEL PALOTAS – HEAD OF QUALITY ENGINEERING EUROPE
OCTOBER 24 2012

EBAY INC. FACTS

- Founded in 1995
- Based in San Jose, California
- 28000 employees worldwide
- >100 million active buyers and sellers worldwide
- 68 Billion USD transaction volume in 2011
- 2000 USD transaction volume every second
- >100 million downloads of eBay Inc's mobile apps
- Mobile transaction volume will double in 2012 to 10 billion USD
- 1.7 million items listed via mobile apps every week
- >10 Petabytes of data in Hadoop and Teradata clusters
- 2 billion page views every day
- 75 billion database calls every day
- Every 30 seconds, a woman's handbag is purchased on eBay Mobile.
- Every 2 minutes, a tablet is bought through eBay Mobile
- Every week, more than 8,000 cars and 340,000 car parts are sold through eBay's mobile apps.
- 7,493 tablets sold weekly from April – June; enough to cover the surface of 3 Olympic-sized pools.

WHO AM I?

MICHAEL PALOTAS
HEAD OF QUALITY ENGINEERING EUROPE

MPALOTAS@EBAY.COM
MICHAEL.PALOTAS@GRIDFUSION.NET
+41 79 6690708

<http://ch.linkedin.com/in/michaelpalotas>
http://www.xing.com/profile/Michael_Palotas

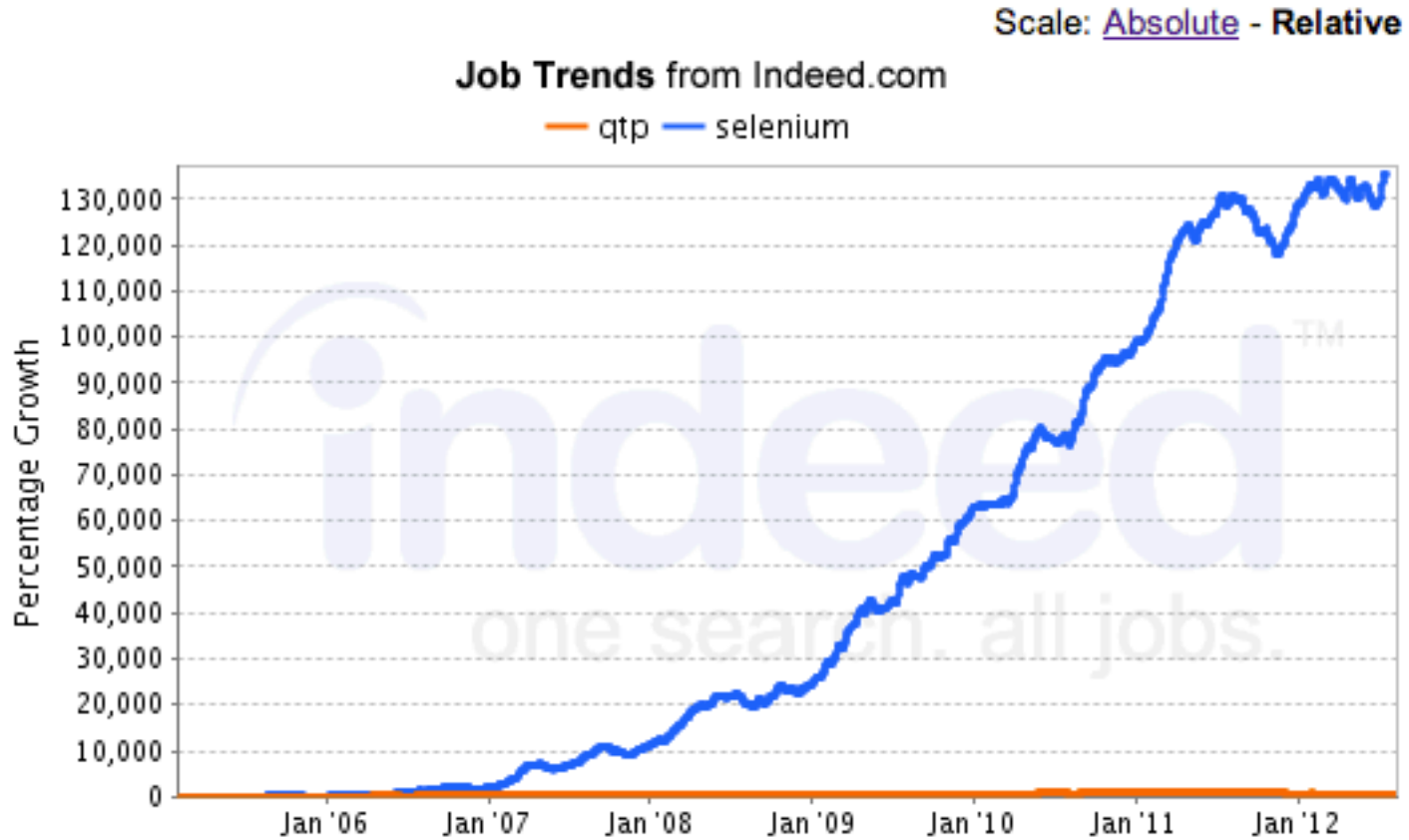


Selenium was so named because Huggins, dissatisfied with testing tools on the market, was seeking a name that would position the product as an alternative to Mercury Interactive QuickTest Professional commercial testing software. The name, Selenium, was selected because selenium mineral supplements serve as a cure for mercury poisoning, Huggins explained.

<http://news.techworld.com/applications/3272444/open-source-selenium-web-app-test-suite-to-support-iphone-and-android/>

SELENIUM VS. QTP JOB TRENDS

qtp,selenium Job Trends



AUTOMATION IS GOOD...BUT

- Tools help, but tools don't test
- Manual testing is equally important
- Manual (exploratory) and automated testing complement each other



TEST AUTOMATION – WHY?

- NOT to replace people
- To save time and to reinvest that time into manual testing
- To get early and instant feedback
- Regression testing only
- Safety net

SELENIUM

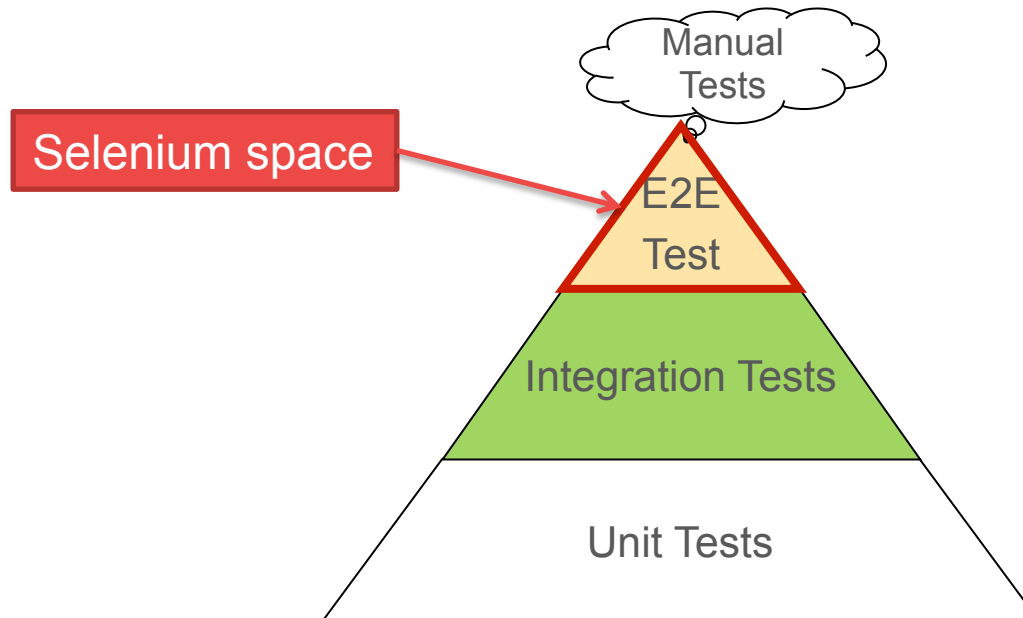
WHAT IS SELENIUM?

Selenium automates browsers...that's it

Selenium is becoming a W3C standard: <http://www.w3.org/TR/webdriver>

WHAT DO WE DO WITH SELENIUM?

End to End functional test automation



A LITTLE SELENIUM HISTORY AT EBAY

Home baked solution



Selenium IDE




Selenium RC



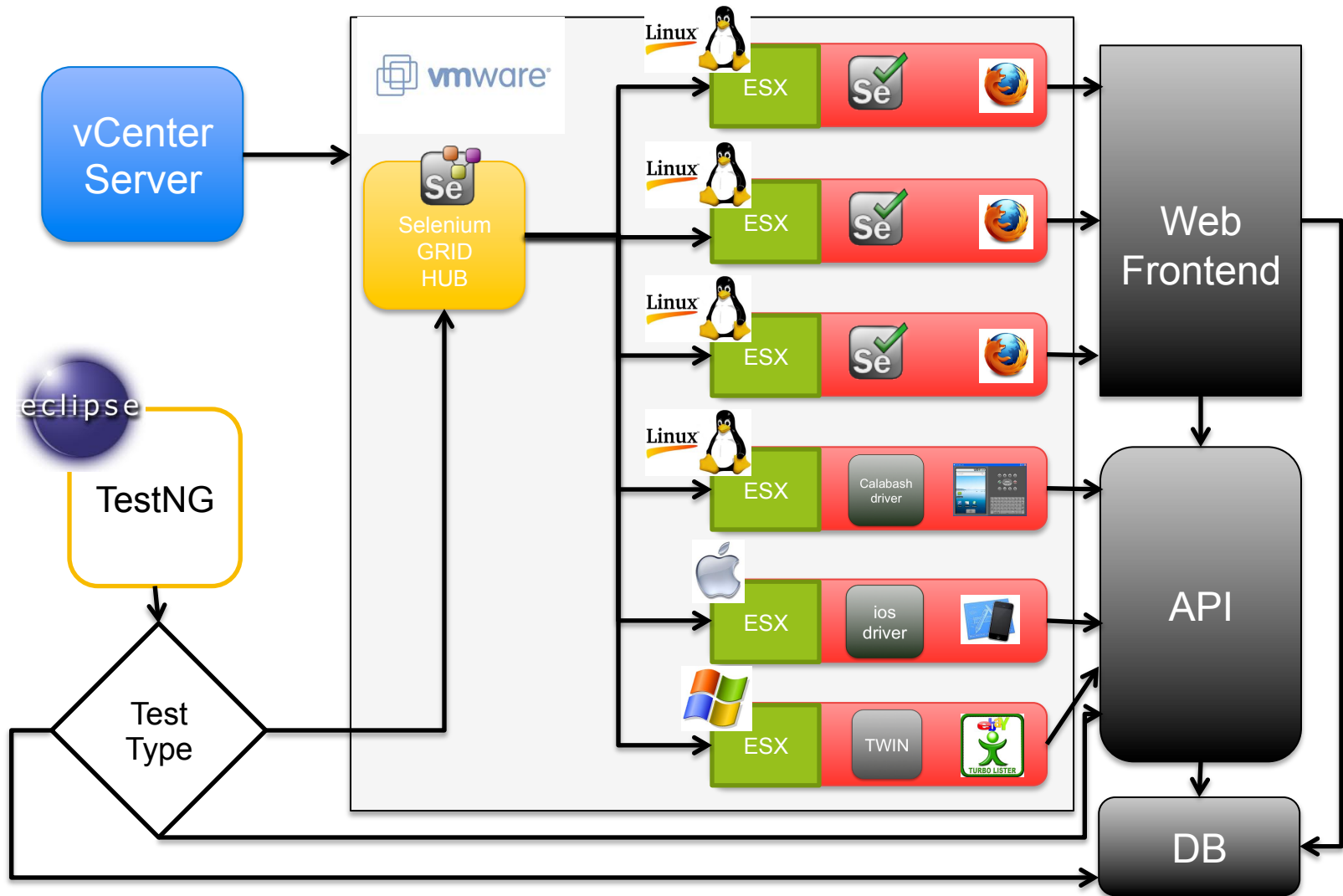
Selenium2 /
Webdriver



Selenium GRID

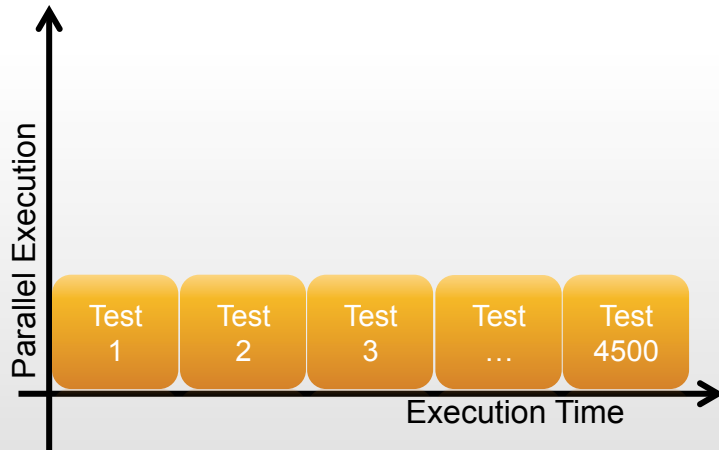


HIGH LEVEL INFRASTRUCTURE



SELENIUM GRID

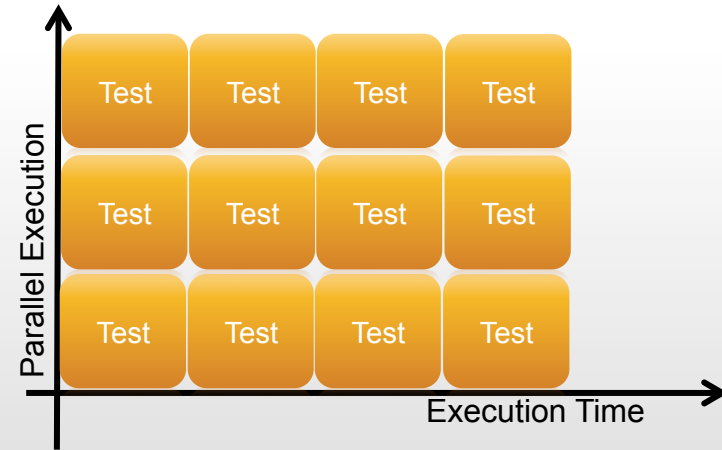
Sequential Execution



Execution time:
7000 minutes (~116 hours = ~5 days)

- 4500 end-to-end regression test cases
- 2-3 minutes execution time for each test

Parallel Execution

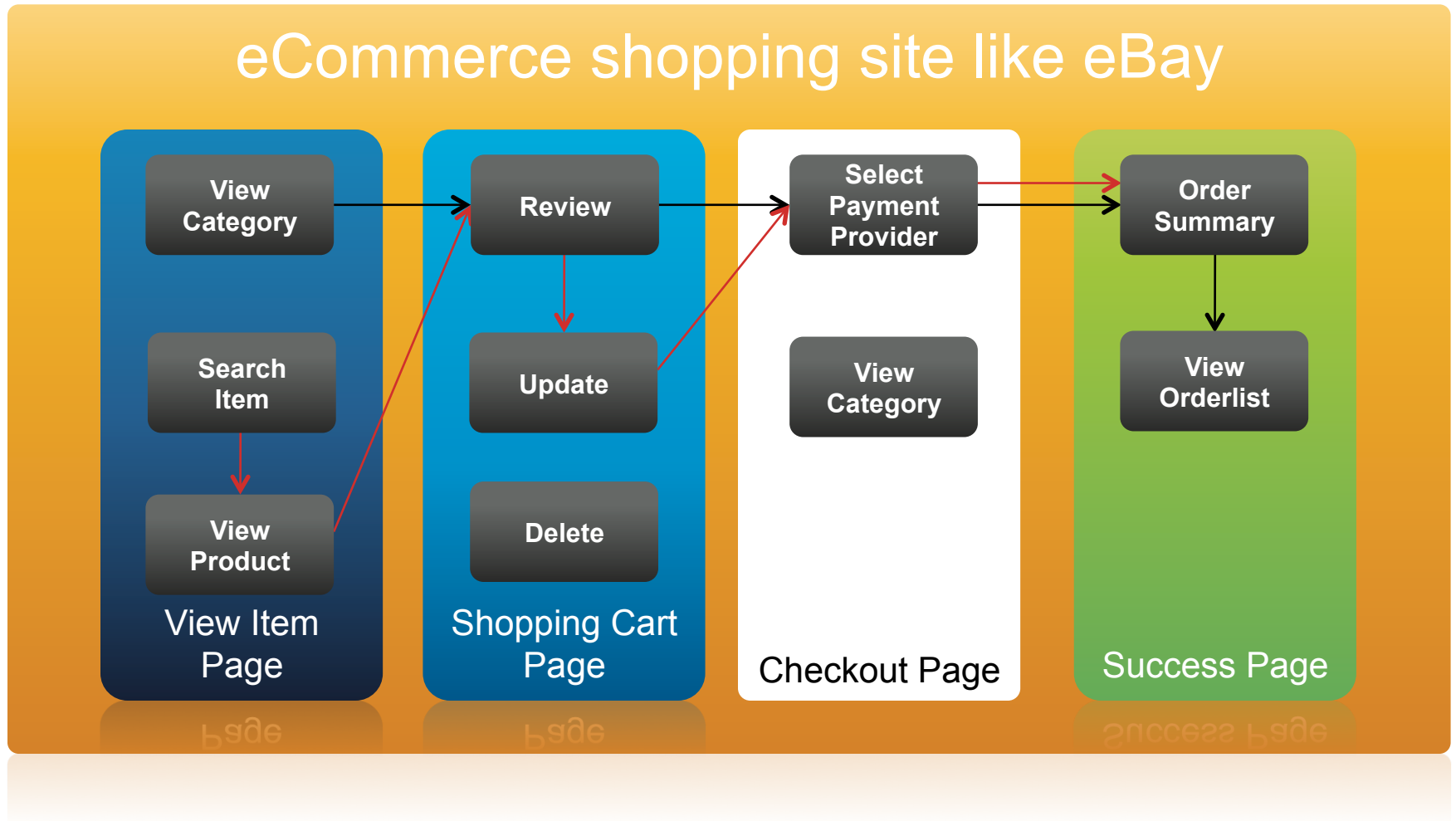


Execution time:
60 minutes
by using 150 Virtual Machines /
Browsers using the Selenium GRID

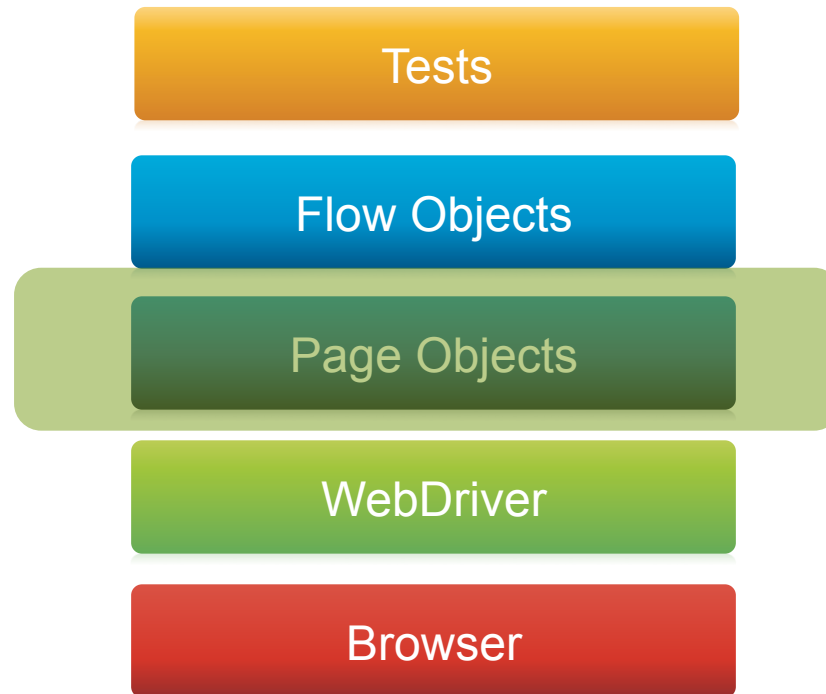
TestNG

- Data Provider
- Dependency management
- Groups
- Listeners + Reports

PAGES AND FLOWS



HIGH LEVEL TEST ARCHITECTURE



PAGE OBJECTS

- <http://code.google.com/p/selenium/wiki/PageObjects>
- Page objects model the pages and page interactions
- Reduce code duplication
- Reduce maintenance
- Easy international support
- Public methods represent the service of a page
- Can be a subsection of a page
- Don't make assertions in page objects

PAGE OBJECT EXAMPLE

```
public class AboutYourselfSection {

    protected Site s;
    @FindBy(id = "firstname")
    protected WebElement firstName;
    @FindBy(id = "lastname")
    protected WebElement lastName;
    @FindBy(id = "address1")
    protected WebElement addressLine1;
    @FindBy(id = "address2")
    protected WebElement addressLine2;
    @FindBy(id = "city")
    protected WebElement city;

    @FindBy(id = "mlink")
    protected WebElement NlExpand;

    protected By stateSelect = By.id("state");

    @FindBy(id = "zip")
    protected WebElement zipCode;

    protected By phoneFields = By.xpath("//input[contains(@id,'day')");

    @FindBy(id = "email")
    protected WebElement email;
    @FindBy(id = "retype_email")
    protected WebElement email2;

    public void fillInUserData(User user) {
        firstName.click();
        firstName.sendKeys(user.getFirstName());
        lastName.sendKeys(user.getLastName());

        if (user.getSite() == Site.NL) {
            // expand the address section. Lookup doesn't
            // or in prod )
            NlExpand.click();
        }
        addressLine1.sendKeys(user.getAddress1());

        if (user.getSite() != Site.UK && user.getSite() != Site.ES) {
            addressLine2.sendKeys(user.getAddress2());
        }

        city.sendKeys(user.getCity());
    }

    // extra strange fields
    if (s == Site.IT) {

        Select stateSelect = new Select(WebTestSession.webdriver().findElement(By.id("state")));
        stateSelect.selectByValue("BI");

        By pBy = By.id("ProvinceId");
        WebElement dp = WebTestSession.webdriver().findElement(pBy);
        Select provinceSelect = new Select(dp);
        provinceSelect.selectByValue("12");

        final By cityBy = By.id("CityId");
        WebElement city = new WebDriverWait(WebTestSession.webdriver(), 10).until(new ExpectedCondition<WebElement>(){
            public WebElement apply(WebDriver driver){
                WebElement c = driver.findElement(cityBy);
                try{
                    if(c.isEnabled()){
                        return c;
                    }
                }catch(StaleElementReferenceException e){
                }
                return null;
            }
        });

        Select citySelect = new Select(city);
        citySelect.selectByVisibleText("BIELLA");
        // or citySelect.selectByValue("1972");

        Select day = new Select(WebTestSession.webdriver().findElement(By.id("birthdate1")));
        Select month = new Select(WebTestSession.webdriver().findElement(By.id("birthdate2")));
        Select year = new Select(WebTestSession.webdriver().findElement(By.id("birthdate3")));

        day.selectByValue("" + user.getDOB().get(Calendar.DAY_OF_MONTH));
        String value = "" + ((user.getDOB().get(Calendar.MONTH)) + 1);
        month.selectByValue(value);
        year.selectByValue("" + user.getDOB().get(Calendar.YEAR));

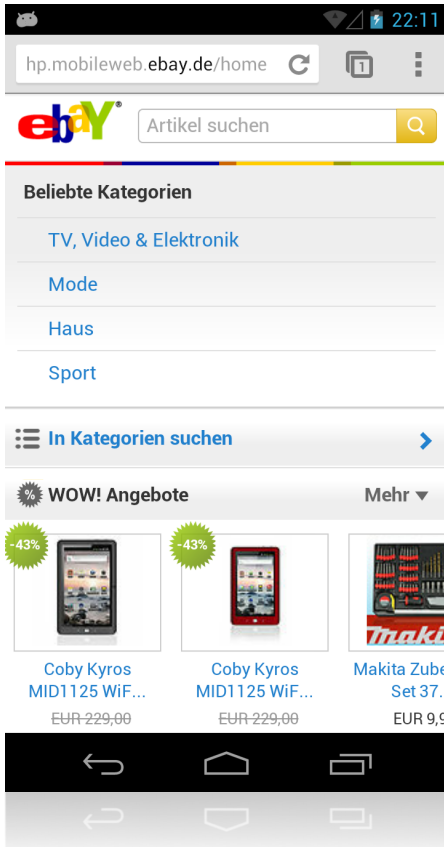
        WebTestSession.webdriver().findElement(By.id("gender_M")).click();
        WebTestSession.webdriver().findElement(By.id("personalId")).sendKeys(((ITUser) (user)).getCodisce());
    } else if (s == Site.ES) {
        WebTestSession.webdriver().findElement(By.name("personalId")).sendKeys(((ESUser) user).getPersonalId().toString());
        WebTestSession.webdriver().findElement(By.name("personalIdType")).sendKeys(((ESUser) user).getPersonalIdType());
    }

    email.sendKeys(user.getEmail());
    email2.sendKeys(user.getEmail());
}
```

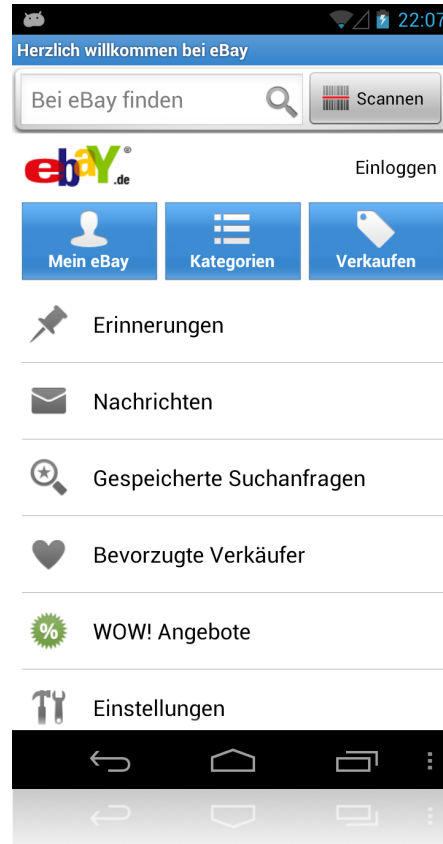
MOBILE TESTING

EBAY'S MOBILE PRODUCTS

Mobile Web



Android Native App



iOS Native App



MOBILE TEST AUTOMATION REQUIREMENTS

- Use load balancer features of Selenium GRID for parallel execution
- Manage multiple applications / versions / languages
- Native app should not need to be modified
- Native app runtime inspection support

MOBILE WEB TEST AUTOMATION

- We use Selenium AndroidDriver and iPhoneDriver
- Tests are written in JAVA and are similar to web tests
- Tests are only executed on emulators

MOBILE WEB TEST CASE

Tests

```
@Test
public void watchListTest() {
    WebDriver driver = new AndroidDriver();
    MobileUser user=new MobileUser("password", "android_mobile_buyer_de");
    String searchTeam="200002508027";
    new ItemWatchlistFlow().searchItemAndAddItemToWatchList(searchTeam,
        user, Site.DE, driver);
}
```

Flow Objects

```
public void searchItemAndAddItemToWatchList(String searchTeam, MobileUser user, Site site,
    WebDriver driver) {
    EbayMobileHomePage homepage = new EbayMobileHomePage(driver);
    homepage.open(site);
    MobileViewItemPage viewItemPage = homepage.search(searchTeam);
    Assert.assertEquals(viewItemPage.getItemId(), searchTeam);
    MobileSignInPage signInPage = viewItemPage.openSignInPage();
    signInPage.signIn(user);
    viewItemPage.addItemToWatchList();
}
```

Page Objects

```
public MobileViewItemPage search(String searchTeam) {
    By searchField=By.id("kw");
    driver.findElement(searchField).clear();
    driver.findElement(searchField).sendKeys(searchTeam);
    driver.findElement(By.cssSelector("input.searchButtonContainer")).click();

    return new MobileViewItemPage(driver);
}
```

ANDROID APP AUTOMATION

- We created the open source project **CALABASH-DRIVER**
- CALABASH-DRIVER integrates Calabash-Android into Selenium GRID
- CALABASH-DRIVER offers a Webdriver-like Java API for writing tests

ANDROID APP TEST CASE

Tests

```
@Test(description = "Test the sign in feature for the German site.")
@CalabashAndroidTest(appName = "eBayMobile:1.8.1.5", site = Site.DE, sdkVersion = "4.0.3")
public void signInDE() {
    new SignInFlow().acceptEulaAndSignInUser(AndroidAppTestConstants.EBAY_SELLER_USERNAME_KEY,
        AndroidAppTestConstants.EBAY_SELLER_PASSWORD_KEY);
}
```

Flow Objects

```
public void signIn(String userNameKey, String passwordKey) {
    EulaDialog eulaDialog = new EulaDialog(getSession().getDriver(), getSession().getSite());
    SpineMobileReporter.log("After App Start.");
    eulaDialog.selectListingSite();
    SpineMobileReporter.log("Home Dialog.");
    HomeDialog homeDialog = eulaDialog.acceptEula();
    SearchDialog searchDialog = homeDialog.openSearchDialog();
    searchDialog.searchItems("android_mobile_seller_de 8");

    homeDialog.openSignInDialog();
    homeDialog.signUserIn(userNameKey, passwordKey);
    SpineMobileReporter.log("After user login.");
}
```

Dialog
Objects

```
public void signUserIn(String userNameKey, String passwordKey) {
    String username = getLocalisedString(userNameKey);
    driver.findElement(By.id("user_name_autocomplete")).enterText(username);
    driver.findElement(By.id("password_editttext")).enterText(getLocalisedString(passwordKey));
    driver.findElement(By.className("home.signin.button")).press();
    driver.waitForElement().waitForProgressCloses();
    driver.waitForTextIsPresent(username);
}
```

AUTOMATION OF IOS APPS

- We created the open source project **iOS-Driver**
- iOS-Driver integrates Apple's official tool "UI Automation" into Selenium GRID
- iOS-Driver offers a convenient Webdriver-like Java API for writing tests

iOS APP TEST CASE

Tests

```
@Test
@IOSTest(language = "fr", locale = "fr")
public void signInFR() throws Exception {
    signIn();
}
```

Flow
Objects

```
public void signIn() throws Exception {
    UserAgreementScreen ua = new UserAgreementScreen();
    ua.accept();

    HomeScreen home = new HomeScreen();
    home.sell();
    SignInScreen signIn = new SignInScreen();
    signIn.signIn("ios_seller_uk", "password");
}
```

Dialog
Objects

```
public void signIn(String userId, String password) {
    getUserId().setValue(userId);
    getPassword().setValue(password);
    getSignInButton().tap();
}

private UIATextField getUserId() {
    Criteria c = new TypeCriteria(UIATextField.class);
    return (UIATextField) win.findElement(c);
}
```

ANDROID VIDEO

Introducing Calabash-Driver

European Quality
Engineering Team



WEB – IOS – WINDOWS INTEGRATION

The screenshot displays the Eclipse IDE interface with a Selenium Grid overview window open. The IDE shows a Java project named 'LaunchHubMobile' with a file 'Demo.java' open. The code in 'Demo.java' includes Selenium WebDriver and Grid configuration for testing on multiple platforms.

```
public class Demo {  
    private final WebDriver driver;  
    @Test(invocationCount = 3)  
    public void testIOS() {  
        UIAutomation window =  
            UIAutomation button.top();  
        // screenshot  
        File f = new File("webshot.png");  
        driver.getScreenshotAs(Reporter.log(f));  
    } finally {  
        driver.quit();  
    }  
    @Test(invocationCount = 3)  
    public void testWeb() {  
        Application session =  
            session.open();  
        // Wait for the  
        Window window =  
            window.type("text");  
        // Enter some  
        window.type("text");  
        // Take screenshot  
        Screenshot s =  
            screenshot.screenshot();  
        File f = new File("webshot.png");  
        s.save(f);  
        Reporter.log(f);  
    } finally {  
        session.close();  
    }  
    @Test(invocationCount = 3)  
    public void testWindows() {  
        WebDriver driver =  
            driver.get("http://192.168.0.31:4444");  
        // screenshot  
        File web = new File("webshot.png");  
        Augmenter a = new Augmenter();  
        File tmp = (CtakesScreenshot) a.augment(driver).getScreenshotAs(OutputType.FILE);  
        tmp.renameTo(web);  
        Reporter.log("tmp src=" + web.getAbsolutePath() + " />");  
    } finally {  
        driver.quit();  
    }  
}
```

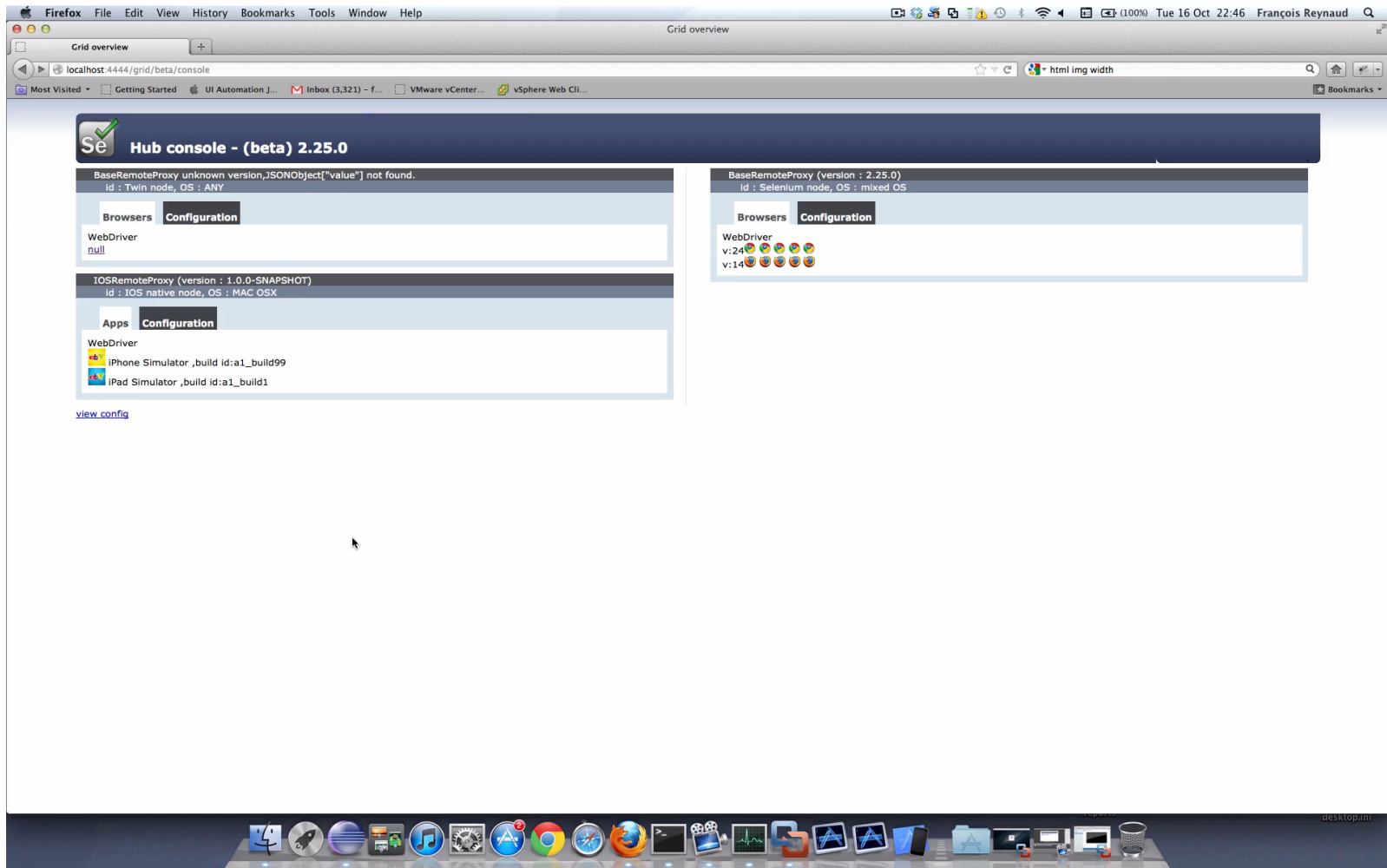
The Selenium Grid overview window shows the following configuration:

- Grid overview:** local host: 4444 / grid / beta / console
- Hub console - (beta) 2.25.0:** BaseRemoteProxy unknown version, JSON object ["value"] not found.
- IOSRemoteProxy (version: 1.0.0-SNAPSHOT):** id: IOS native node: 192.168.0.33, OS: MAC OSX
- IOSRemoteProxy (version: 1.0.0-SNAPSHOT):** id: IOS native node: 192.168.0.31, OS: MAC OSX
- IOSRemoteProxy (version: 1.0.0-SNAPSHOT):** id: IOS native node: 192.168.0.32, OS: MAC OSX
- IOSRemoteProxy (version: 1.0.0-SNAPSHOT):** id: http://192.168.0.33:4444, OS: mixed OS
- IOSRemoteProxy (version: 2.25.0):** id: http://192.168.0.39:4444, OS: mixed OS
- IOSRemoteProxy (version: 1.0.0-SNAPSHOT):** id: http://192.168.0.39:4444, OS: mixed OS

The IDE also shows a 'Results for running class Demo' window with the following summary:

- Tests: 0/0 Methods: 0
- Passed: 0 Failed: 0 Skipped: 0

IDE INTEGRATION



SUMMARY

- Use of open source tools enables innovation from within the organization
- World wide recognition for our work
- Zero attrition in 4 years!
- Solutions are integrated into the Selenium Grid which enables us to scale
- Same concept for automation of Web, Win32, mobile web, native apps
- Extremely low maintenance due to use of page object pattern
- Fast rampup for engineers due to similar approach

CHECK IT OUT ON GITHUB

- <https://github.com/freynaud/ios-driver>
- <http://calabash-driver.github.com>

THANK YOU!
COMMENTS?

WE ARE HIRING!

<http://ebaycareers.com/>

Or contact me: mpalotas@ebay.com

